

KillTest

Higher Quality, Better Service!



Q&A

<http://www.killtest.com>

We offer free update service for one year.

Exam : **9A0-036**

Title : Adobe PhotoShop CS ACE
Exam

Version : Demo

1.Which layer parameter can be saved when creating a Layer Comp?

- A.layer styles
- B.layer opacity
- C.layer stacking order
- D.layer blending mode

Answer: A

2.Which items are saved as part of a workspace?

- A.tool settings and palette positions
- B.tool settings and keyboard shortcuts
- C.palette positions and keyboard shortcuts
- D.the positions of all open palettes and the toolbox

Answer: D

3.Which parameter can you monitor in the Status Bar?

- A.the name of the active layer
- B.the document's color profile
- C.the name of the active document
- D.the document's modification date

Answer: B

4.You want to paint a layer by using the Brush tool with an opacity setting of 50%.

Where do you change the opacity setting?

- A.Status Bar
- B.Layer palette
- C.Brushes palette
- D.Tool Options Bar

Answer: D

5.You have created several custom contours for Drop Shadow effects. You want to save the custom contours as a set while maintaining the default contours.

What should you do?

- A.from the Styles palette menu, choose Save Styles
- B.from the Layer palette menu, choose New Layer Set
- C.in the Preset Manager dialog box, select the contours and click on Save Set
- D.while editing contours in the Layer Style dialog box, choose Save Contours from the fly-out menu.

Answer: C



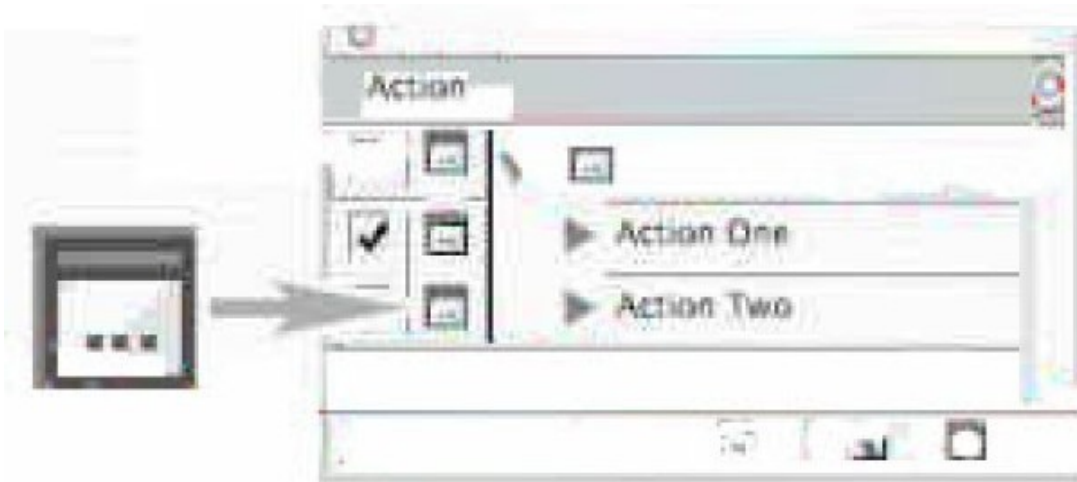
You have created type on a path. You want to move the type along the path.

Which tool (s) should you use to drag the type?

- A.Move tool
- B.Path Type tool
- C.Horizontal or Vertical Type tool
- D.Path Selection or Direct Selection tool

Answer: D

9.Exhibit.



In the exhibit, what does the icon on the left indicate?

- A.that the action is currently being recorded
- B.that all the steps in the action offer the user a dialog box
- C.that one or more, but not all, steps in the action offer the user a dialog box
- D.that the action is currently paused in playback, waiting for a response from the user

Answer: C

10.You are applying an action to a group of images using the Batch command. The action contains a SaveAs TIFF command, with specific options chosen. You want the processed files to be saved with those options, but to be renamed.

Which two options in the Batch dialog box should you choose? (Choose two.)

- A.Batch Rename
- B.Destination: Folder
- C.Include All Subfolders
- D.Destination: Save and Close
- E.Override Action "Save As" Commands

Answer: AB

11.You are recording an action. During its playback, you want an image's magnification to be adjusted to fit the image on screen.

What should you do?

A.choose View > Fit on Screen

B.when you get to the point for the magnification change, choose View > Fit on Screen

C.use the Insert Menu Item command from the Action palette menu, then choose View > Actual Pixels

D.Use the Insert Menu Item command from the Action palette menu, then choose View > Fit on Screen

Answer: D

12.Exhibit.



The three images in the exhibit were scanned together. You apply the File>Automate>Crop and Straighten Photos command.

What is the result?

A.A separate layer is created for each image, excluding the white border, and each is rotated to correct for

its
crookedness.

B.A separate layer is created for each image, including some white border, and each is rotated to correct for

its
crookedness.

C.A separate document is created for each image, excluding the white border, and each is rotated to correct

for
its crookedness.

D.A separate document is created for each image, including some white border, and each is rotated to correct for its crookedness.

Answer: C

13.You want to modify the tonal range of an image without permanently affecting the pixels.

What should you do?

- A.use Variations
- B.use Auto Levels
- C.use a layer style
- D.use an adjustment layer

Answer: D

14.What would you most likely need to do afterresamplinga 20 megabyte image to 100 kilobytes using BicubicInterpolation?

- A.Blur
- B.Sharpen
- C.Add Noise
- D.Auto Levels

Answer: B

15.Which option in the Auto Color Correction Options dialog box preserves the overall color relationship while making highlights appear lighter and shadows appear darker?

- A.Snap NeutralMidtones
- B.Find Dark & Light Colors
- C.Enhance Per Channel Contrast
- D.Enhance Monochromatic Contrast

Answer: D

16.You are trying to lighten only the darkest shadows in an image by choosing Image > Adjustments > Shadow/Highlight. You notice that lighter areas are being affected as well.

What should you do?

- A.increase the Radius setting
- B.decrease the Radius setting
- C.increase the Tonal Width setting
- D.decrease the Tonal Width setting

Answer: D

17.You are working in the Levels dialog box. The pixels in the image cover a range from 0-220. You want to increase the contrast in the highlight areas of the image.

What should you do?

- A.increase the value for the black Input Level
- B.decrease the value for the white Input Level
- C.increase the value for the black Output Level
- D.decrease the value for the white Output Level

Answer: B

18.You are using the Shadow/Highlight command to correct an underexposed image.

Which value determines the scale size for corrections?

- A.Radius

- B.Amount
- C.Tonal Width
- D.MidtoneContrast

Answer: A

19.An overexposed photograph has nearly no detail in its highlights, but otherwise has acceptable tonal balance.

Which option from the Image > Adjustments menu should you use to reveal the details in the highlights?

- A.Gradient Map
- B.Channel Mixer
- C.Shadow/Highlight
- D.Brightness/Contrast

Answer: C

20.You want to crate a diagonal elliptical marquee.

What should you do?

- A.hold down the spacebar and rotate the marquee while dragging with the Elliptical Marquee tool
- B.create a marquee with the Elliptical Marquee tool, then rotate it by choosing Edit > Free Transform
- C.create a marquee with the Elliptical Marquee tool, then rotate it by choosing Select > Transform Selection
- D.While dragging with the Elliptical Marquee tool, hold down Alt (Windows) or Option (Mac OS) and rotate the marquee

Answer: C

21.You have a photo of a green leaf. The leaf is in sharp focus and is against a blurred green background.

You want to make a selection that follows the contour of the leaf.

What should you do?

- A.use the Find Edges filter
- B.use the Magic Wand tool
- C.use the Magnetic Lasso tool
- D.choose Select >ColorRange

Answer: C

22.You have saved as selection as a channel. You now want to load and reuse the selection.

What should you do?

- A.drag the alpha channel into the image window
- B.Alt (Windows) or Option (Mac OS) click on the alpha channel
- C.Ctrl (Windows) or Command (Mac OS)click on the alpha channel
- D.Right-click (Windows) or Control-click (Mac OS) on the channel and choose Load Channel as Selection

Answer: C

23.You have created a rough selection of an object in your image. You want to refine the selection by suing quick mask with its default settings and the Brush tool.

Which statement is true?

- A.Painting with white adds to the selection
- B.Painting with black adds to the selection.
- C.The opacity setting of the brush is irrelevant.
- D.The foreground color must be either black or white.

Answer: A


24.You have made a feathered selection. You then repeatedly fill the selected area with different colors. Which statement is true?

- A.Traces of the earlier color fills remain at the feathered edges of the selection.
- B.At the feathered edges of the selection only the image's luminosityareaffected, not its hue or saturation.
- C.At the feathered edges of the selection only the image's hue and saturation area affected, not its

luminosity.

D.Though fading in opacity at the feathered edges of the selection, the newer fills completely overwrite the earlier ones.

Answer: A



25.Exhibit.

Which tool can completely eliminate the white pixels in the background of the image shown in the exhibit

with a single click?

- A.Eraser
- B.Extract
- C.Magic Eraser
- D.Color Replacement

Answer: C

26.You have been editing an image. You want to restore certain small areas of the image to their condition before your last several edits.

Which tool or command should you use?

- A.Eraser tool
- B.Edit > Undo
- C.History Brush tool
- D.Edit > Step Backward

Answer: C

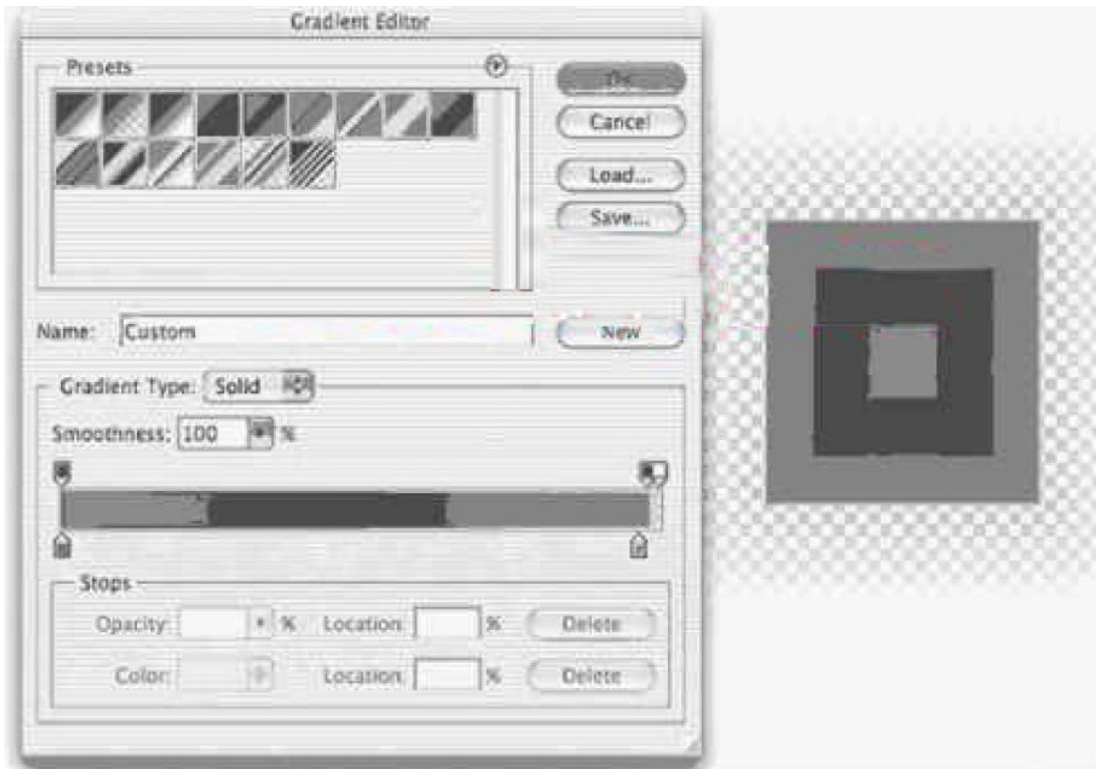
27.You are using the Pattern Stamp tool to paint in your image.

Which tool option ensures that the pattern is applied continuously, rather than from the initial sampling point, regardless of how many times you stop and resume painting with the pattern?

- A.Flow
- B.Aligned
- C.Impressionist
- D.Protect Texture

Answer: B

28.Exhibit.



In the exhibit, which gradient was used to create the result to the right?

- A.Angle Gradient
- B.Radial Gradient
- C.Diamond Gradient
- D.Reflected Gradient


Answer: C

29.Which option from the Brushes palette allows you to determine the number and placement of marks in a stroke?

- A.Texture
- B.Scattering
- C.Shape Dynamics
- D.Brush Tip Shapes

Answer: B

30.Exhibit.



You want to create a shape layer by drawing in a freeform manner.

Which two buttons from the Vector Tools Options Bar should you choose? (Choose two.)

- A.A
- B.B

C.C

D.D

E.E

Answer: A, D